



Pearl River
School District



Pearl River Schools

- 25 Miles North of New York City
- 363 Employees Including 203 Teachers
- 2550 Students
 - ◆ 4% Free and Reduced Lunch
 - ◆ 92% Caucasian, 1% Black, 4% Hispanic, 3% Other
- Five Schools
 - ◆ Three Elementary Schools: Kind-4th Grade
 - ◆ Pearl River Middle School: Grades 5-7
 - ◆ Pearl River High School: Grades 8-12





PRSD District Mission



“Every Pearl River
Student Can and
Will Learn.”



PRSD District Goals

1. Improve academic performance.
2. Improve the perception of the district by incorporating quality principles in all areas.
3. Improve cost-efficiency and maintain fiscal stability.



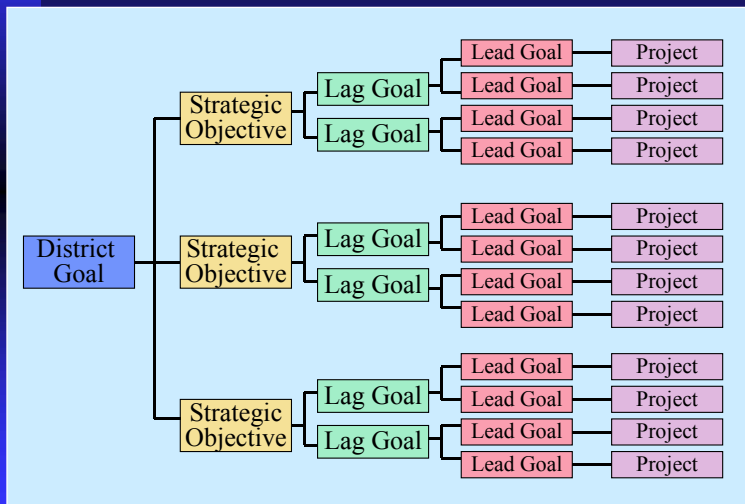


PRSD Balanced Scorecard

Strategic Objectives	Lag Indicators	Lead Indicators
Goal 1: Improve Academic Performance		
Academic Achievement	Regents Diploma Rate Regents Distinction Rate	Proficiency on 4 th and 8 th Grade NYS Exams Inclusion Rate: Classified Gender Ethnicity
College Admissions	AP and College Level Course Participation Rate % seniors taking at least one course Average # courses per senior	% Sophomores and Juniors taking AP and College Level Courses
	AP Performance Rate	Content Area Performance Teacher Preparation
	SAT Performance Rate Extra-curricular Participation Rate % seniors in at least one activity Average # activities per senior	CTPIV Reading and Math Achievement Average # of activities per student by grade in grades 8-11
Goal 2: Improve Perception		
Market Share	Student Satisfaction Rate Parent Satisfaction Rate	Safety Satisfaction Rate Faculty and Staff Satisfaction Rate New Resident Satisfaction Rate Dissatisfaction Tracking
Budget Vote Plurality	Stakeholder Satisfaction Rate Academic Excellence Cost Efficiency	Adult Education Enrollment See Goals 1 and 3
Goal 3: Maintain Fiscal Stability		
Cost-effective Fiscal Management	Bond Rating	Fund Balance Reserves Total Debt Service Audit Certification
	Maintain Fund Balance at Legal Cap PPE At or Below County Mean PPE At or Below CPI	Quarterly Fund Balances Improve efficiency in all areas Reduce costs in non-instructional areas



The Golden Thread



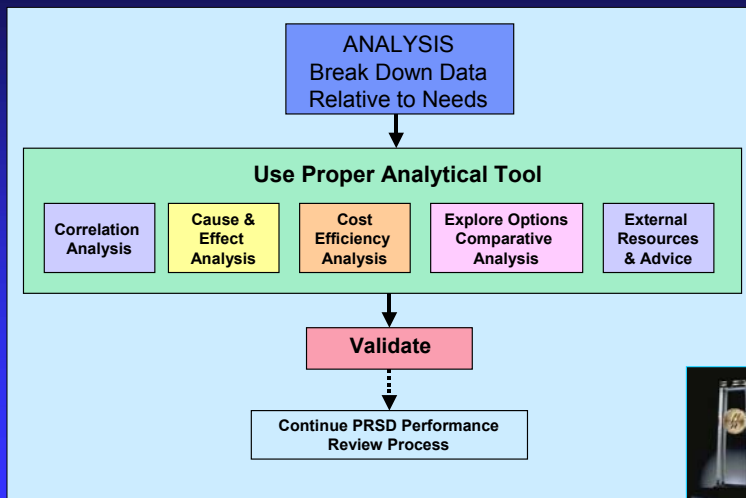


Project Action Plans

Strategic Objective	Lag Goal	Lead Goal	Annual Project
Academic Achievement	Regents Diploma Rate	4 th and 8 th Grade NYS Exam performance relative to inclusion	Establish best practices in Differentiated Instruction at ES and MS levels

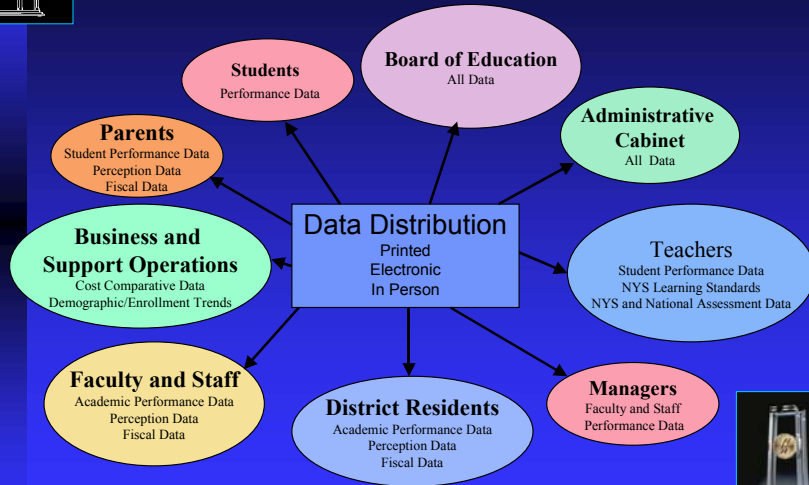


PRSD Data Analysis Process





Data Utilization

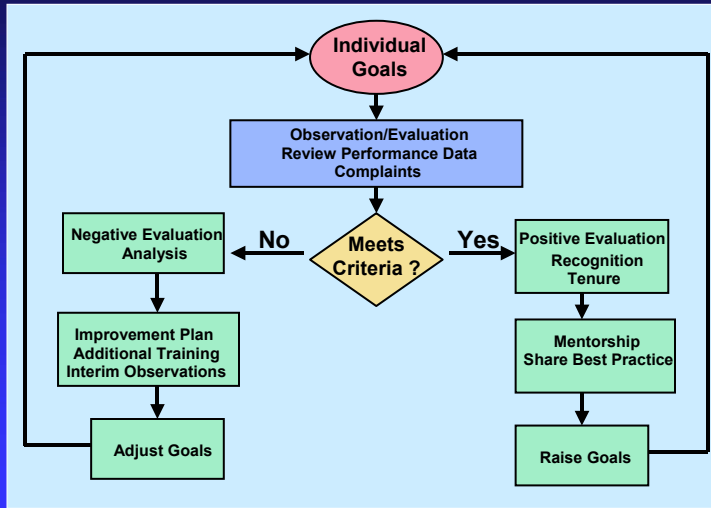


District Goals to Employee Goals





Performance Evaluation Process



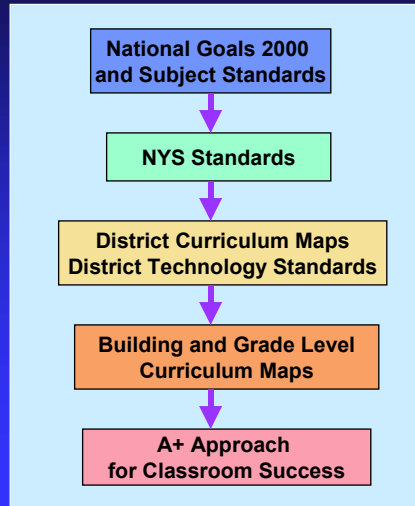
Project Action Plans

Need	Plan	Deploy	Evaluate
Reading and Writing	Consultants work with K-4 teachers on integrating writing in the content area	100% K-4 teachers trained; K-4 teachers assume lead roles	Improve student performance on ERB and NYS ELA writing prompt

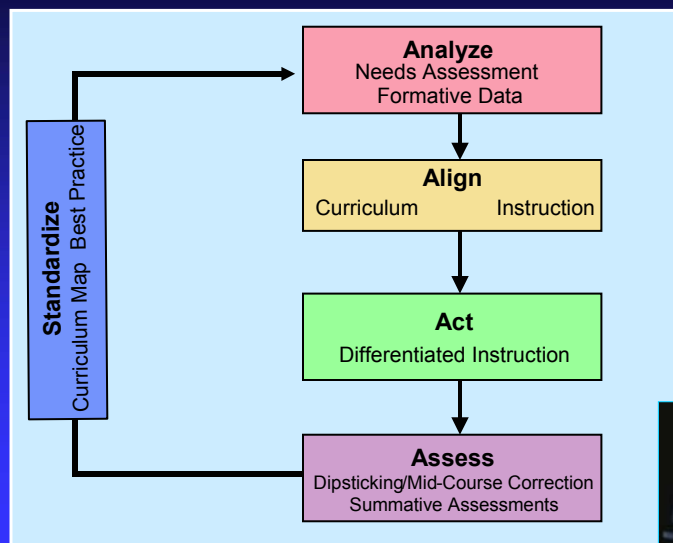




PRSD Curriculum Alignment



A+ Approach to Classroom Success





Academic Performance: NYS ELA and Math Exams

RESULTS

Exam	School	1999	2000	2001	2002	2003
Grade 8 ELA	Pearl River	80%	74%	64%	63%	73%
	Similar Schools	79%	70%	65%	NA	NA
Grade 8 Math	Pearl River	73%	71%	66%	85%	87%
	Similar Schools	73%	68%	58%	NA	NA
Grade 4 ELA	Pearl River	75%	89%	93%	92%	92%
	Similar Schools	74%	86%	88%	NA	NA
Grade 4 Math	Pearl River	96%	96%	97%	98%	97%
	Similar Schools	92%	91%	94%	NA	NA



PRSD Balanced Scorecard

Strategic Objectives	Lag Indicators	Lead Indicators
Goal 1: Improve Academic Performance		
Academic Achievement	Regents Diploma Rate	Proficiency on 4 th and 8 th Grade NYS Exams Inclusion Rate: Classified Gender Ethnicity
	Regents Distinction Rate	
College Admissions	AP and College Level Course Participation Rate % seniors taking at least one course Average # courses per senior	% Sophomores and Juniors taking AP and College Level Courses
	AP Performance Rate	Content Area Performance Teacher Preparation
	SAT Performance Rate	CTPIV Reading and Math Achievement
	Extra-curricular Participation Rate % seniors in at least one activity Average # activities per senior	Average # of activities per student by grade in grades 8-11
Goal 2: Improve Perception		
Market Share	Student Satisfaction Rate	Safety Satisfaction Rate Faculty and Staff Satisfaction Rate New Resident Satisfaction Rate Dissatisfaction Tracking
	Parent Satisfaction Rate	
Budget Vote Plurality	Stakeholder Satisfaction Rate Academic Excellence Cost Efficiency	Adult Education Enrollment See Goals 1 and 3
Goal 3: Maintain Fiscal Stability		
Cost-effective Fiscal Management	Bond Rating	Fund Balance Reserves Total Debt Service Audit Certification
	Maintain Fund Balance at Legal Cap	Quarterly Fund Balances
	PPE At or Below County Mean PPE At or Below CPI	Improve efficiency in all areas Reduce costs in non-instructional areas

Pearl River
School District



PRSD District Mission

“Every Pearl River
Student Can and
Will Learn.”



Pearl River
School District



Pearl River School District
www.pearlriver.k12.ny.us

