




Generative Conversation

Great Conversation?

Group Innovation?

Ladder of Inference



Take Action

Adopt Beliefs

Draw Conclusions

Make Assumptions

Add Meaning

Select Data

Observable Data & Experiences

“Designing” The New

ID Problem  Analytics  Resolution

“We cannot solve our problems with the same thinking we used when we created them.”

Albert Einstein

Generating The New

Sense

Observe,
Observe,
Observe

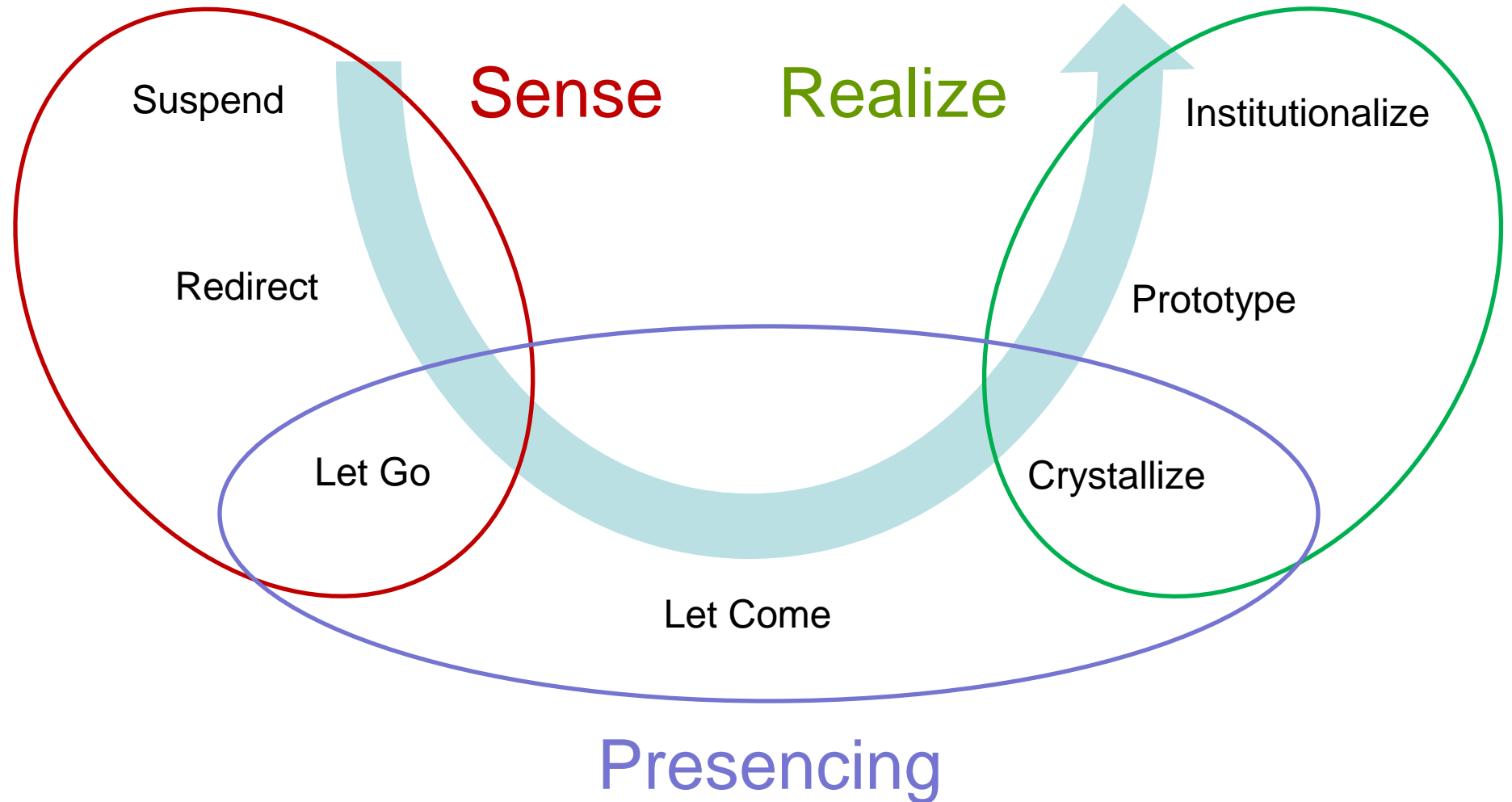
Realize

Act with a
natural flow

Presencing

Retreat & Reflect
Allow inner knowledge to emerge

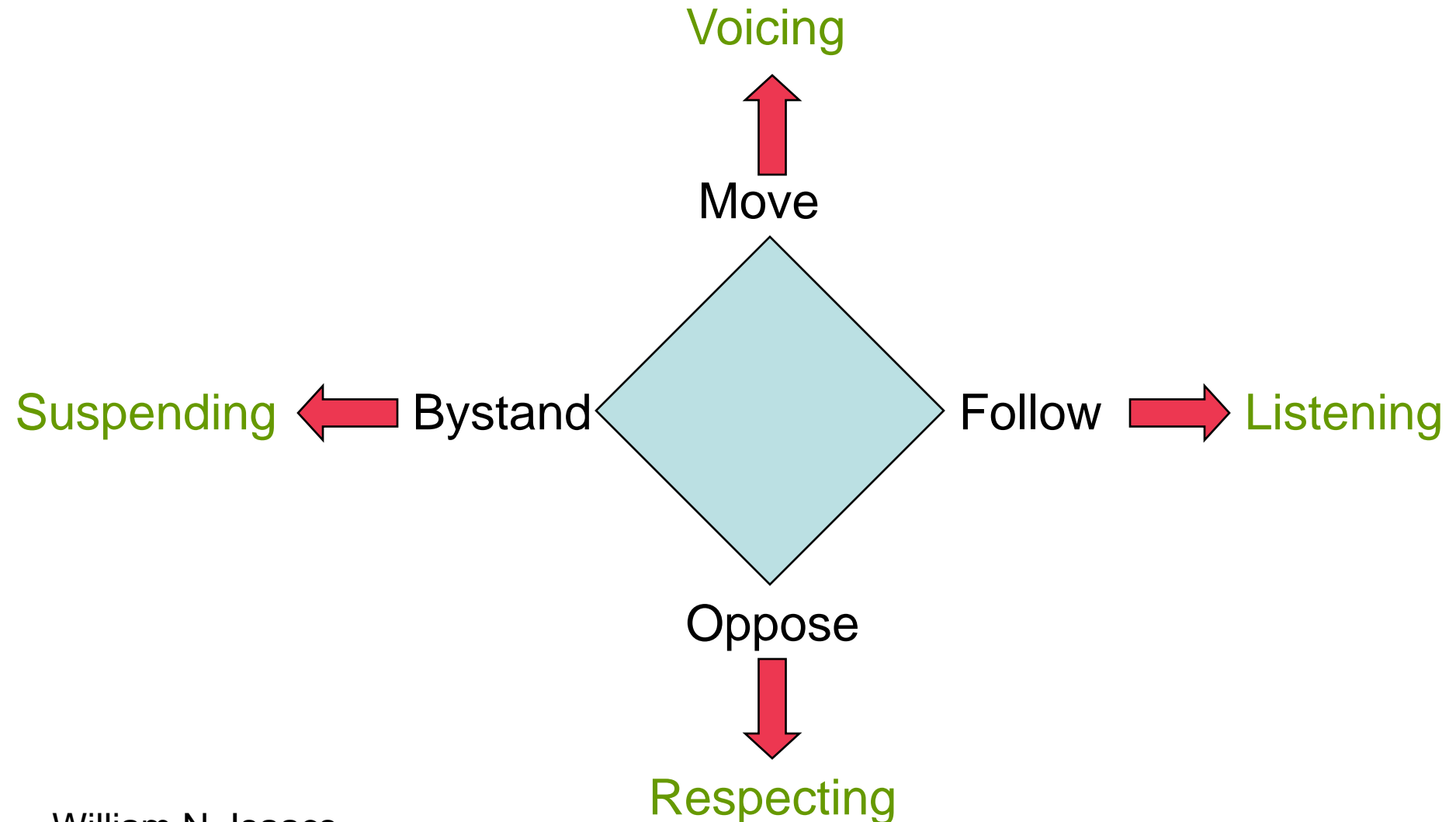
Generating The New



Generative Dialog

Dialog embraces our capacity to talk deeply about important subjects. It allows for the 'third' voice to be heard, the 'we' voice. This manner of communion can bring forth collective wisdom and individual growth. Dialog is created, and as such is a purposeful spirit ready to be strengthened or destroyed.

Dialogic Leadership - Four Practices



World Café

“Shaping Our Futures Through
Conversations That Matter”

Since its inception in 1995, tens of
thousands of people on six
continents have participated in
World Café dialogues.



What is a World Café

- Methodology for creating generative dialog around subjects that have meaning
- *The World Café* (2005), Juanita Brown with David Isaacs and the World Café Community
- One of many methods for creating dialog

The World Café

(www.theworldcafe.com)

Café Design Principles



Guiding Principles

- People already have within them the wisdom and creativity to confront even the most difficult challenges.
- Small, intimate conversations link and build on each other.
- The format moves people rapidly from ordinary conversations to conversations that matter.
- Creates a lived experience of how we naturally self-organize to think together, strengthen community, share information, and ignite innovation.

Café Etiquette


- Focus on what matters.
- Contribute your thinking.
- Speak your heart and mind.
 - Listen to understand.
 - Link and connect ideas.
- Listen together for insights and deeper questions.
- Capture your ideas on the table coverings.



Process

- Seeding the conversation with some initial thoughts
- Round 1 of table conversation
- Round 2 of table conversation after relocation to a different table; host to remain
- Round 3 of table conversation after relocation to a different table; host to remain
- Capture and share table insights and learnings
- Gallery display for reflection
- Gathering of knowledge from entire room

Table Hosts



- Have participants make short introductions
- Move table discussions forward toward stated question
- Encourage broad, bold thinking, avoiding the “right” answer
- Share learning from previous group (after round 1)

Generating The New

